











	<b>Class Target</b>	<ul style="list-style-type: none"> <li>- Settling in to our new class.</li> <li>- Learning our new expectations.</li> </ul>
	<b>Homework</b>	<p>Reading:</p> <ul style="list-style-type: none"> <li>- Read your Phonics book at least 3 times a week.</li> <li>- Enjoy stories together as a family.</li> <li>- Document all of your reading in your reading diary.</li> </ul> <p>Spelling:</p> <ul style="list-style-type: none"> <li>- These will be sent home weekly via Class Dojo on a Friday, we will quiz on Wednesdays.</li> </ul> <p>Maths:</p> <ul style="list-style-type: none"> <li>- Numbots: 5 times per week</li> <li>- Maths Flex: these are games that are based on the current</li> <li>- Numbots: embeds key Math's skills.</li> </ul> <p><b><i>All logins will be sent home separately within the next few weeks.</i></b></p>
	<b>Reading for Pleasure</b>	<p>This half term we will be reading:</p> <div data-bbox="582 1122 751 1330"> </div> <div data-bbox="842 1122 1038 1330"> </div> <div data-bbox="1139 1122 1358 1330"> </div>

		<ul style="list-style-type: none"> <li>- Evaluate writing with the teacher and other pupils.</li> <li>- Re-read to check that writing makes sense and that verbs to indicate time are used correctly and consistently.</li> <li>- Proof-read to check for errors in spelling, grammar and punctuation.</li> </ul>
	<b>Maths</b>	<p>Topic 1: Numbers to 100</p> <ul style="list-style-type: none"> <li>- Count numbers to 100</li> <li>- Use different ways to show numbrs to 100</li> <li>- Use place value grids to make and sompare numbers</li> <li>- Compare and order numbers to 100</li> <li>- Count in 2s, 5s and 10s</li> <li>- Count in 3s</li> </ul> <p>Topic 2: Addition and Subtraction</p> <ul style="list-style-type: none"> <li>- Use related number facts</li> <li>- Compare number sentences</li> <li>- Make number bonds to 100</li> <li>- Add and subtract 1s and 10s</li> <li>- Add a 2 digit number and a 1 digit number</li> <li>- Subtract a 1 digit number from a 2 digit number</li> </ul>
	<b>RE</b>	<p>Topic: Creation and Covenant.</p> <p>During this topic we will;</p> <ul style="list-style-type: none"> <li>- To learn why the story of Noah was written and find out about the Bible.</li> <li>- To learn the story of Noah.</li> <li>- To describe the Covenant between Noah and God.</li> <li>- To recognise what happens in a baptism in the Catholic Church.</li> <li>- To be able to describe the symbols of Baptism and make simple links with belief.</li> <li>- To understand the link between the story of Noah and taking care of creation.</li> <li>- To think about how we can bring hope to others.</li> </ul>
	<b>Science</b>	<p>Topic: Plants</p> <p>In this topic we will;</p> <ul style="list-style-type: none"> <li>- Identify plants and their features.</li> <li>- Recall some of the roles that flowering plant parts have.</li> <li>- Name some trees and their parts.</li> <li>- Identify similarities and differences between deciduous and evergreen leaves.</li> <li>- Recall that seeds and bulbs come from plants.</li> <li>- Recognise that seeds need water for growth.</li> </ul>
	<b>Geography</b>	<p>Topic: What is it like here?</p> <p>In this topic we will;</p> <ul style="list-style-type: none"> <li>- Locate three features on an aerial photograph of the school and know the name of the country and village, town or city in which they live.</li> </ul>

		<ul style="list-style-type: none"> <li>- Make a map of the classroom with four key features, using objects to represent the distance and direction of features in the classroom.</li> <li>- Recognise four features in the school grounds using a map.</li> <li>- Explain how they feel about three areas of the playground and find out how others feel by looking at the results of a survey.</li> <li>- Draw a design to improve three areas of the playground using the results from the survey.</li> </ul>
	<b>Art</b>	<p>Topic: Making your mark</p> <p>During this topic we will;</p> <ul style="list-style-type: none"> <li>- Show knowledge of the language and literacy to describe lines.</li> <li>- Show control when using string and chalk to draw lines.</li> <li>- Experiment with a range of mark-making techniques, responding appropriately to music.</li> <li>- Colour neatly and carefully, featuring a range of different media and colours.</li> <li>- Apply a range of marks successfully to a drawing.</li> <li>- Produce a drawing that displays observational skill, experimenting with a range of lines and mark making.</li> </ul>
	<b>PSHE</b>	<p>Topic: Keeping Safe</p> <p>This will include;</p> <p>:</p> <ul style="list-style-type: none"> <li>- That household products (including medicines) can be harmful if not used correctly</li> <li>- How to get help in an emergency (how to dial 999 and what to say)</li> <li>- How to cross the road safely</li> </ul>
	<b>PE</b>	<p>Our PE days will be Monday and Tuesday. Please make sure your child come to school in their PE kits on these days.</p> <p>Topic 1: Gymnastics</p> <ul style="list-style-type: none"> <li>- Create a variety of shapes</li> <li>- Travel safely within the space</li> <li>- Jump safely from apparatus to the floor</li> <li>- Balancing</li> <li>- Rolling</li> <li>- Sequencing moves</li> <li>- Self and peer evaluation</li> <li>-</li> </ul> <p>Topic 2: Games</p> <ul style="list-style-type: none"> <li>- Ball skills; rolling, throwing, catching and striking.</li> <li>- Accuracy</li> <li>- Applying skills</li> </ul>

	<b>Computing</b>	<p>Topic 1: Using computer systems and networks</p> <ul style="list-style-type: none"> <li>- Use computers more purposefully</li> <li>- Log in and navigate around a computer</li> <li>- Drag, drop, click and control a cursor using a mouse</li> <li>- Use software tools to create art on the computer</li> </ul> <p>Topic 2: Online Safety: How to use the internet safely.</p>
	<b>Music</b>	<p>Topic: Keeping the pulse</p> <p>In this topic we will;</p> <ul style="list-style-type: none"> <li>- Clap the rhythm of their name in time to the pulse.</li> <li>- Sway or tap in time to the pulse.</li> <li>- Sing a rhythm in time with the pulse.</li> <li>- Copy rhythms based on word patterns using an instrument.</li> <li>- Keep the pulse while playing a rhythm on an instrument.</li> <li>- Follow instructions during a performance.</li> </ul>
	<b>Other Information</b>	<p><b>Teachers:</b> Mrs Hawkins: Monday, Tuesday, Wednesday and Thursday am Mr Rushby: Thursday pm and Friday</p> <p><b>Reading:</b> We will read everyday, please make sure that your child's book bag is in school each day.</p> <p><b>Water Bottles:</b> Please make sure your child has a labelled water bottle in school everyday.</p> <p><b>Belongings:</b> Please make sure that everything your child brings to school is clearly labelled with their names. If something gets misplaced we have a better chance of getting it back to you if it is named!</p> <p><b>Dojo:</b> This will be used to share what we get up to in the classroom, as well as any information you need to know or messages I need to pass on. Thank you to those of you who have already joined the class and are ready to go!</p> <p><b>Show and Tell:</b> This will happen (if there is time) on Wednesday afternoons. Children can bring something in or a photo can be sent via Dojo, for them to share with the class.</p> <p><b>Children should not bring toys, football or pokemon cards etc at any other time.</b></p>
	<b>Teacher contact:</b>	<p><i>You can contact your child's class teacher via Class Dojo.</i></p> <p><i>Please note that teachers are teaching from 8.30 am - 3.15 pm. If your contact is urgent please contact the school office <a href="mailto:admin@stnccs.uk">admin@stnccs.uk</a> during the school day.</i></p> <p><i>There is no requirement for a teacher to reply to emails or messages received after 6 pm or at the weekend.</i></p>